

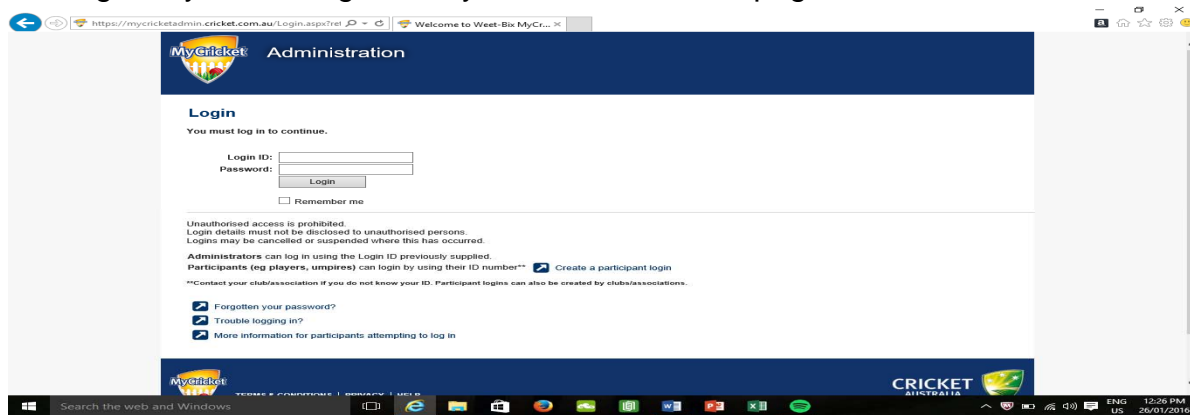


MYCRICKET SCORE ENTRY GUIDE

MyCricket Score Entry Guide

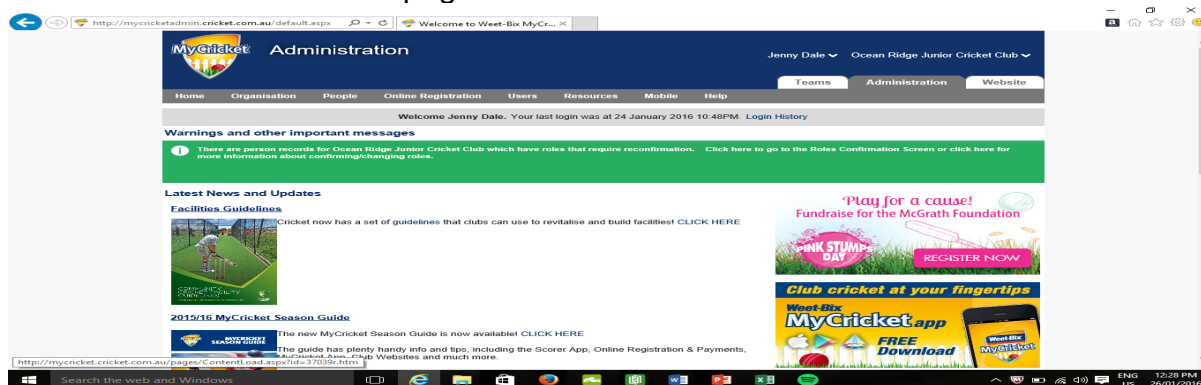
1. Mycricket “Team selections” need to be entered before 5 pm on the Friday before the game and Mycricket scores need to be entered within 48 hours and confirmed within 72 hours of the completion of the game or teams may be penalised by having points deducted.

2. Google “Mycricket Login” and you will find this webpage :

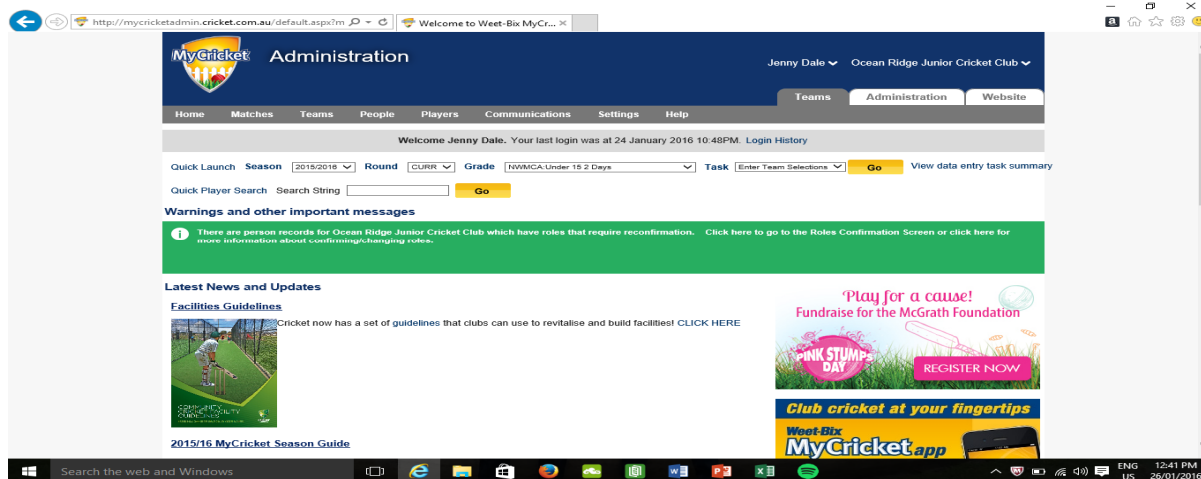


3. Enter your Login ID and password which is supplied to you by the club registrar.

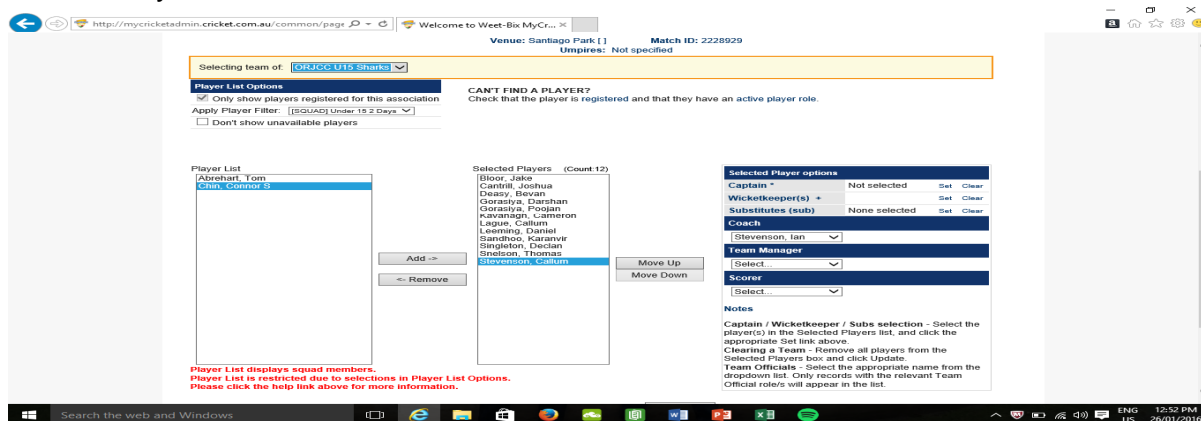
4. You will then arrive at the page below :



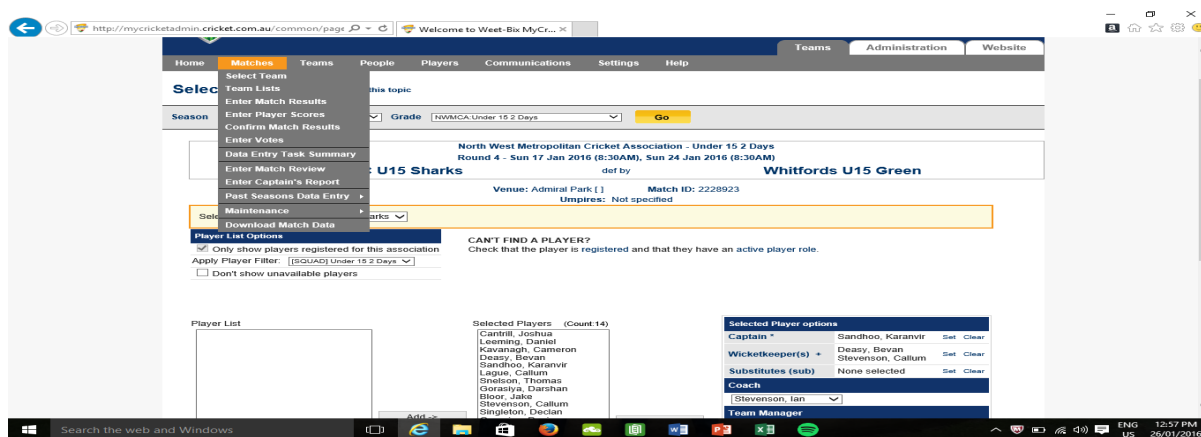
5. Click on the **Teams** tab at the top of the page and select your **Round** and **Grade**.



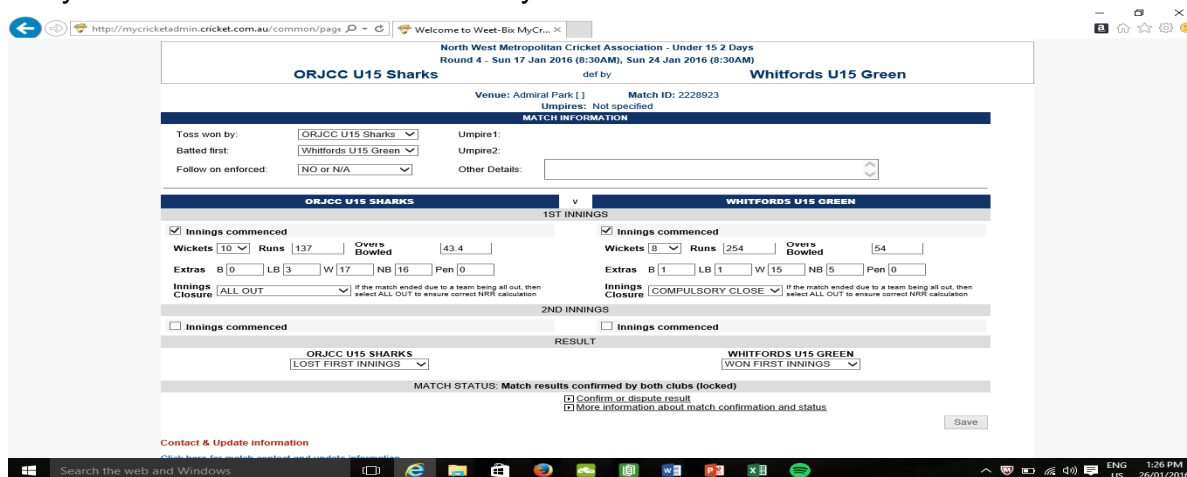
6. If you click on the “Go” button after team selections you can then order the team according to the batting order by clicking on the “move up” and “move down” tabs. When you then go to enter player scores they should then be in the correct order.



7. If you click on the “Matches” tab (see below) you can then select one of two options. If the other team hasn’t entered the scores you will need to select “Enter Match Results”. If they have already entered the results you will need to select “Confirm Match Results”. It is the home team’s responsibility to enter the result but some managers are quite efficient :) A word of warning – once you have updated the “confirm results” page you cannot change it at all without intervention from the NWMCA to unlock the result. So make absolutely sure you have checked all the info before you accept. You can change your own team player scores at any time but not the actual match result.



8.If you select “Enter match results” you will see the screen below:



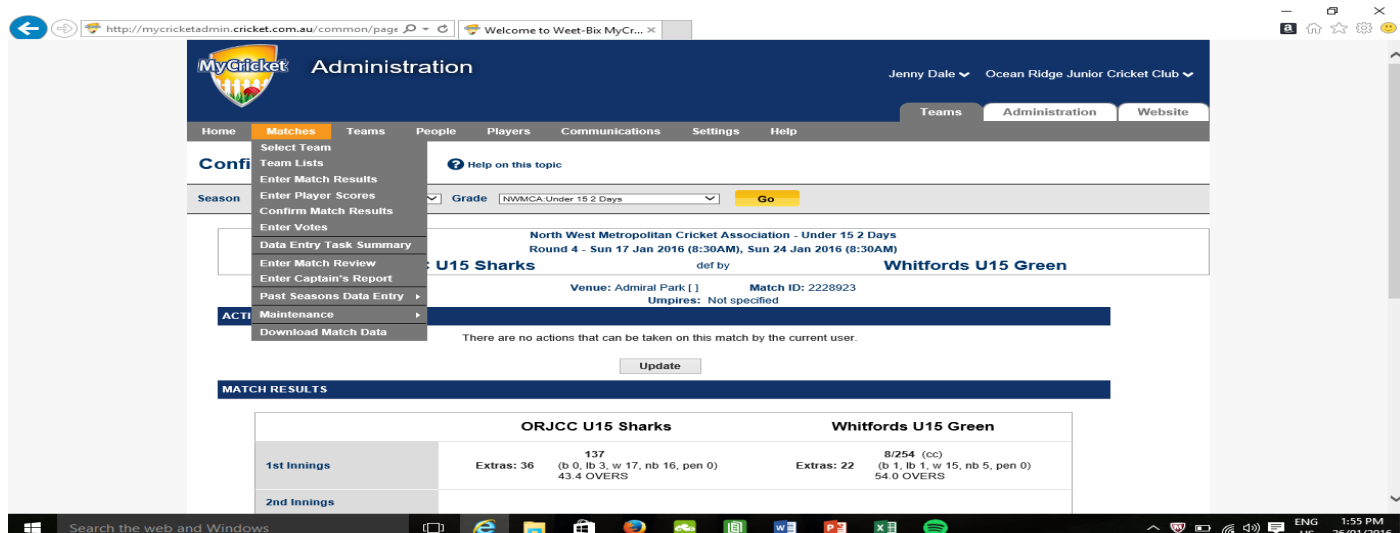
Enter who won the toss, who batted first, and click in the first innings box. Obviously you only need to tick the “second innings box if that occurred in the game. Enter the **wickets, runs** and number of **overs bowled**. If 54 overs have been bowled there will have been a compulsory close to that innings for that team. If the last wicket fell when all the overs hadn’t been bowled you need to enter the number of balls bowled in the last over of the game eg if 44 complete overs were bowled and then the wicket fell after 3 balls into the 45th over you enter it as 44.3 overs. (It is not a percentage in the normal sense.)

Ensure you have entered the correct number of “wides” and “no balls” as this is what will need to be altered if you cant get it to balance with player scores.

Under “**innings closure**” you select “**compulsory close**” if the overs are finished, “**all out**” if all ten wickets fell, or “**in progress**” if the match is due to be continued.

Don’t forget to save.

9.Next you can enter **player scores**. This is a lot less stressful as they can be changed and altered for quite sometime until the NWMCA checks the result and locks it. So click on the “**matches**” tab and select “**enter player scores**”



You will arrive at the page below:

Column Visibility options

Batting Bowling Show hat-tricks Fielding

Innings 1

| Player | Num | How out | Fielder | Bowler | Runs | BF | 4s | 6s | FOW | Num | O | M | W | R | Un W | Wd | Nb | Ct | CE Ws | RO As | RO Unas | st | | |
|---------------------|-----|---------|----------------|----------------------|--------------------|-----|----|----|-----|-----|-----|---|----|----|------|----|-----|----|-------|-------|---------|----|---|---|
| Cantrill, Joshua | 1 | c | Baker, Cayden | Shaw, Nicholas | 4 | 15 | 1 | 0 | 8 | 1 | 4.0 | 0 | 0 | 30 | | 1 | 1 | | | | | | | |
| Leeming, Daniel | 2 | c | Shaw, Nicholas | Scurria, Lachlan | 10 | 37 | 0 | 0 | 137 | 3 | 8.0 | 1 | 0 | 13 | | 2 | 0 | 1 | | | | | | |
| Kavanagh, Cameron | 3 | c | Baker, Cayden | Hinchliffe, Connor A | 4 | 30 | 0 | 0 | 33 | 10 | 4.0 | 0 | 0 | 15 | | 0 | 0 | | | | | | | |
| + Deasy, Bevan | 4 | rtno | NA | NA | 13 | 32 | 1 | 0 | | 8 | 4.0 | 0 | 0 | 34 | | 5 | 2 | | | | | | | |
| * Sandhoo, Karanvir | 5 | no | NA | NA | 14 | 35 | 2 | 0 | | 9 | 5.0 | 0 | 2 | 22 | | 2 | 0 | 2 | | | | | | |
| Lague, Callum | 6 | b | | Killington, Frankie | 1 | 13 | 0 | 0 | 63 | 2 | 7.0 | 1 | 0 | 22 | | 0 | 0 | 1 | | | | | | |
| Snelson, Thomas | 7 | c | Prior, Jaxon | Cutler, Jay | 38 | 36 | 3 | 2 | 108 | 13 | 0.0 | | | 0 | | 0 | 0 | | | | | | | |
| Gorasiya, Darshan | 8 | c | Shaw, Nicholas | Cutler, Jay | 3 | 7 | 0 | 0 | 83 | 6 | 4.0 | 0 | 2 | 27 | | 1 | 0 | | | | | | | |
| Bloor, Jake | 9 | b | NA | Cutler, Jay | 2 | 15 | 0 | 0 | 109 | 12 | 0.0 | | | 0 | | 0 | 0 | | | | | | | |
| + Stevenson, Callum | 10 | ro | NA | Cutler, Jay | 0 | 7 | 0 | 0 | 110 | 5 | 6.0 | 0 | 1 | 20 | | 1 | 2 | 1 | | | | | | |
| Singleton, Declan | 11 | c | Prior, Jaxon | Williams, Campbell J | 12 | 18 | 2 | 0 | 132 | 14 | 0.0 | | | 0 | | 0 | 0 | | | | | | | |
| Gorasiya, Poojan | 12 | b | NA | Scurria, Lachlan | 0 | 4 | 0 | 0 | 124 | 4 | 5.0 | 1 | 1 | 25 | | 0 | 0 | 1 | | | 1 | | | |
| Chin, Connor S | 13 | dnb | NA | NA | | | | | 11 | 3.0 | 0 | 1 | 22 | | 0 | 0 | 1 | | | | | | | |
| Abrehart, Tom | 14 | dnb | NA | NA | | | | | 7 | 4.0 | 0 | 0 | 22 | | 2 | 0 | | | | | | | | |
| TOTAL | | | | | 101 | 249 | 9 | 2 | | | | | | 54 | 3 | 7 | 252 | 1 | 15 | 5 | 5 | 0 | 1 | 0 |
| MATCH RESULT | | | | | 10/137 (36 extras) | | | | | | | | | | | | | | | | | | | |

Save as Draft Save

In order to avoid confusion you can tick “batting” only and just enter those scores before updating. When you save, all the bowling and fielding options will automatically reappear. So if you are just focussing on the batting scores you will be presented with all the options below namely, did not bat (dnb), not out (no), caught (c), lbw, bowled (b), stumped (st), runout (ro), retired (rt), retired not out (rtno) and absent (abs). “Retired not out” is used if the batsman retired but did not come back in while “Not out” is used if the batsman was not out at the end of the innings.

“Absent” is used if the player played Day 1 of a two day game but was absent for the second day and did not bat. Note that if players are absent or did not bat or bowl explanations need to be entered under the “match review” tab as the NWMCA can deduct points if explanations are not made available. Players who are absent are also placed last in the batting order.

Column Visibility options

Batting Bowling Show hat-tricks Fielding

Innings 1

| Player | Num | dnb no | Fielder | Bowler | Runs | BF | 4s | 6s | FOW |
|---------------------|-----|--------|----------------|----------------------|--------------------|-----|----|----|-----|
| Cantrill, Joshua | 1 | c | Baker, Cayden | Shaw, Nicholas | 4 | 15 | 1 | 0 | 8 |
| Leeming, Daniel | 2 | lbw | Shaw, Nicholas | Scurria, Lachlan | 10 | 37 | 0 | 0 | 137 |
| Kavanagh, Cameron | 3 | st | Baker, Cayden | Hinchliffe, Connor A | 4 | 30 | 0 | 0 | 33 |
| + Deasy, Bevan | 4 | ro | NA | NA | 13 | 32 | 1 | 0 | |
| * Sandhoo, Karanvir | 5 | rt | NA | NA | 14 | 35 | 2 | 0 | |
| Lague, Callum | 6 | rt | NA | Killington, Frankie | 1 | 13 | 0 | 0 | 63 |
| Snelson, Thomas | 7 | rtno | Prior, Jaxon | Cutler, Jay | 38 | 36 | 3 | 2 | 108 |
| Gorasiya, Darshan | 8 | c | Shaw, Nicholas | Cutler, Jay | 3 | 7 | 0 | 0 | 83 |
| Bloor, Jake | 9 | b | NA | Cutler, Jay | 2 | 15 | 0 | 0 | 109 |
| + Stevenson, Callum | 10 | ro | NA | Cutler, Jay | 0 | 7 | 0 | 0 | 110 |
| Singleton, Declan | 11 | c | Prior, Jaxon | Williams, Campbell J | 12 | 18 | 2 | 0 | 132 |
| Gorasiya, Poojan | 12 | b | NA | Scurria, Lachlan | 0 | 4 | 0 | 0 | 124 |
| Chin, Connor S | 13 | dnb | NA | NA | | | | | |
| Abrehart, Tom | 14 | dnb | NA | NA | | | | | |
| TOTAL | | 11 | | | 101 | 249 | 9 | 2 | |
| MATCH RESULT | | | | | 10/137 (36 extras) | | | | |

Save as Draft Save

If you are having trouble with this new version of the player scores entry page, click here to go to the previous version of the page.

Continue to enter the fielder and bowlers responsible for wickets if player has not retired. Enter the number of runs they made. Then enter the balls they faced (BF). This is legal deliveries so *excludes wides and no balls*. Next enter the number of “4”s and “6”s they hit. The last column is the “Fall of Wicket” column (FOW). This is the total team run score at the time the player was out.

It is not necessary to complete the FOW if the player retired, only if the wicket “fell”.

Entering the bowling scores

If you tick the “**bowling**” box, you will see the page below

Venue: Admiral Park [] Match ID: 2228923
Umpires: Not specified

Column Visibility options
 Batting Bowling Show hat-tricks Fielding

Innings 1

| Player | Num | O | M | W | R | Un W | Wd | Nb |
|---------------------|-----|-----|---|---|--------------------|------|----|----|
| Cantrill, Joshua | 1 | 4.0 | 0 | 0 | 30 | | 1 | 1 |
| Leeming, Daniel | 3 | 8.0 | 1 | 0 | 13 | | 2 | 0 |
| Kavanagh, Cameron | 10 | 4.0 | 0 | 0 | 15 | | 0 | 0 |
| + Deasy, Bevan | 8 | 4.0 | 0 | 0 | 34 | | 5 | 2 |
| * Sandhu, Karanvir | 9 | 5.0 | 0 | 2 | 22 | | 2 | 0 |
| Laque, Callum | 2 | 7.0 | 1 | 0 | 22 | | 0 | 0 |
| Snelson, Thomas | 13 | 0.0 | | | 0 | | 0 | 0 |
| Gorasiya, Darshan | 6 | 4.0 | 0 | 2 | 27 | | 1 | 0 |
| Bloor, Jake | 12 | 0.0 | | | 0 | | 0 | 0 |
| + Stevenson, Callum | 5 | 6.0 | 0 | 1 | 20 | 1 | 2 | 1 |
| Singleton, Declan | 14 | 0.0 | | | 0 | | 0 | 0 |
| Gorasiya, Poojan | 4 | 5.0 | 1 | 1 | 25 | | 0 | 0 |
| Chin, Connor S | 11 | 3.0 | 0 | 1 | 22 | | 0 | 1 |
| Abrehart, Tom | 7 | 4.0 | 0 | 0 | 22 | | 2 | 0 |
| TOTAL | | 54 | 3 | 7 | 252 | 1 | 15 | 5 |
| MATCH RESULT | | | | | 10/137 (36 extras) | | | |

Save as Draft Save

The first column is the player’s number in the bowling order.

The second d is the number of overs they bowled.

The next column is the number of maiden (**M**) overs they bowled

The next column is the number of wickets (**W**) they took

The next column is the number of runs (**R**) the opposing team managed to score off that player’s bowling. Runs *excludes* **Byes** and **Leg Byes**

The next column is Unassisted Wickets (**UnW**). This is number of wickets the bowler took without any assistance eg by bowling one of the opposing team. Note that an unassisted wicket needs to noted in both the “**W**” section as well as the “**UnW**” section. Also, if a bowler “**catches and bowls**” someone it is **not** included here. Rather there is an entry under (**W**) in the bowling section **and** under the fielding section in “catches”

The next column is the number of wides (**Wd**) that player bowled

The last column is no balls (**Nb**) bowled by that player

FIELDING SCORES

Venue: Admiral Park [] Match ID: 2228923
Umpires: Not specified

Column Visibility options
 Batting Bowling Show hat-tricks Fielding

Innings 1

| Player | Ct | Ct Wk | RO As | RO Unas | St |
|---------------------|----|-------|-------|---------|----|
| Cantrill, Joshua | | | | | |
| Leeming, Daniel | 1 | | | | |
| Kavanagh, Cameron | | | | | |
| + Deasy, Bevan | | | | | |
| * Sandhu, Karanvir | 2 | | | | |
| Laque, Callum | 1 | | | | |
| Snelson, Thomas | | | | | |
| Gorasiya, Darshan | | | | | |
| Bloor, Jake | | | | | |
| + Stevenson, Callum | | | | | |
| Singleton, Declan | | | | | |
| Gorasiya, Poojan | 1 | | 1 | | |
| Chin, Connor S | | | | | |
| Abrehart, Tom | | | | | |
| TOTAL | 5 | 0 | 0 | 1 | 0 |
| MATCH RESULT | | | | | |

Save as Draft Save

If you are having trouble with this new version of the player scores entry page, click here to go to the previous version of the page.

In this section, any catches (**Ct**) or catches by the wicketkeeper (**Ct Wk**) need to be noted in the first and second columns respectively.

The next three columns are for assisted runouts (**RO As**), unassisted runouts (**RO Unas**) and stumpings (**St**) respectively

Note that an *assisted runout* is when a fielder throws a ball to a bowler who completes the runout. An *unassisted runout* is normally a direct hit on the stumps.

10. Once finished, click on “save as draft” and the system will tell you if anything does not add up and you need to “balance the books”. As stated earlier, the player score section can be updated/saved and then altered again so its possible to go back and fix errors in this section. Provided the opposition team have entered their teamlist you should be able to enter their dismissals under the “**Opposition Dismissals**” tab. This step is only necessary if you want to get a printout of the match.

Note also that if the other team has tried to make things easy for us and entered this section for us and made errors with our players, we can alter the information for our team in the “opposition dismissals” section eg if one player has been listed as taking a catch when in fact it was another one of our players we can alter this information in this section.

North West Metropolitan Cricket Association - Under 15 2 Days
Round 4 - Sun 17 Jan 2016 (8:30AM), Sun 24 Jan 2016 (8:30AM)

ORJCC U15 Sharks def by **Whitfords U15 Green**

Venue: Admiral Park [] Match ID: 2228923
Umpires: Not specified

Player Scores | Opposition Dismissals

Innings 1

| Player | Num | How out | Fielder | Bowler | Runs |
|----------------------|-----|---------|-------------------|-------------------|------|
| Prior, Jaxon | 1 | c | Lague, Callum | Gorasiya, Poojan | 25 |
| Brown, Taylor | 2 | c | Gorasiya, Poojan | Gorasiya, Darshan | 25 |
| Fallows, Joshua | 3 | c | Leeming, Daniel | Gorasiya, Darshan | 12 |
| Hopkins, Samuel | 4 | c | Sandhoo, Karanvir | Sandhoo, Karanvir | 42 |
| Shaw, Nicholas | 5 | b | NA | Stevenson, Callum | 40 |
| Baker, Cayden | 6 | no | NA | NA | 27 |
| Killington, Frankie | 7 | ro | NA | NA | 8 |
| Cutler, Jay | 8 | c | Sandhoo, Karanvir | Sandhoo, Karanvir | 20 |
| Hinchliffe, Connor A | 9 | c | NA | Chin, Connor S | 1 |
| Rose, Flynn | 10 | no | NA | NA | 32 |
| Emery, Cameron | 11 | abs | NA | NA | 0 |
| Scurria, Lachlan | 12 | abs | NA | NA | 0 |
| Thompson, Alexander | 13 | abs | NA | NA | 0 |
| Williams, Campbell J | 14 | abs | NA | NA | 0 |

If you are having trouble with this new version of the player scores entry page, click here to go to the previous version of the page.

11. Happy Days – your work is done!



Mycricket score entry guide developed by Jenny Dale (U15 sharks) – Jan 2016
www.orjcc.com.au